


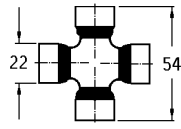
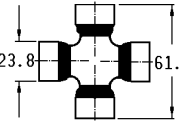
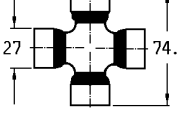
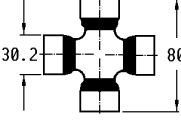
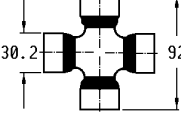


# DRIVESHAFT PARTS IDENTIFICATION CHART




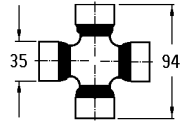
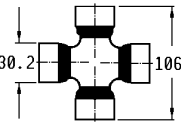
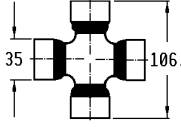
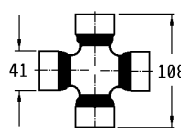
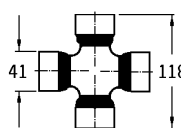
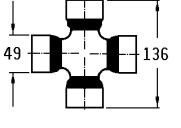
# SERVICE BULLETIN 41

Rev C 11/00 Page 1 of 3

CROSS DIMENSIONS	USED ON (Typical but not exhaustive.)	CROSS KIT [Shaft Series]		 TRI-LOBAL		 PHASED-SPLINE		COVER SET
			Q/R YOKE 1.3/8" x 6 1.3/8" x 21 1.3/4" x 6 1.3/4" x 20	TUBES INNER [Dia x Lgth mm] OUTER [Dia x Lgth mm]	TUBE YOKE INNER (Inner Pin) OUTER (Outer Pin)	INNER SHAFT Inner Yoke (Pin) Phased Spline Bar [length]	OUTER SHAFT Outer Shaft Assy [Lgth Cross to End]	
	HS250 HS500  RD*	SS102  [1] T34382*	SS101/T33812 - - -	Tubes & Tube Yokes N/A  SS100/L (Complete Shaft Assembly - HS500)		N/A	N/A	SS105  A5F01086*
	RA (1.1/8" yoke) HS10/90 PC140, EM SM HR4	204056610  [2]	204051790 - - -	204052016 (29 x 500) c/w Yoke	204052016 c/w Tube	N/A	N/A	204055051
	RA (1.1/8" yoke) HS20RLM SMS (Rocky) PC178, 210 LD, MD135B NUG 120-135	204056906  [4]	204051440 - - -	204052070 (36 x 655)	204051420 (204056908)	N/A	N/A	204055915  [EG Shaft use 20405591A]
	MD (Early) MC (Early)	78229  [5]	78228 - - -	204054090 (45 x 615)	78230 (208089030)	N/A	N/A	78236
	RP, HD, MC, MM, Stealth, PC282, HL, UTR HR10, 11, 12, 20 ALCE 1600-1950 MD150B, 180B TLF, AHS, AFM NUG 150-180	204056380  [6]	204051080 204051190 - -	204054090 [45 x 615]	204051070 (204056400)	A204063361 (A345001000) A249110400 [400mm]	A569B60490 [490mm]	204055020

\* For clutch components refer to Driveshaft Friction Plate Clutch Identification List - Service Bulletin 41 P3.

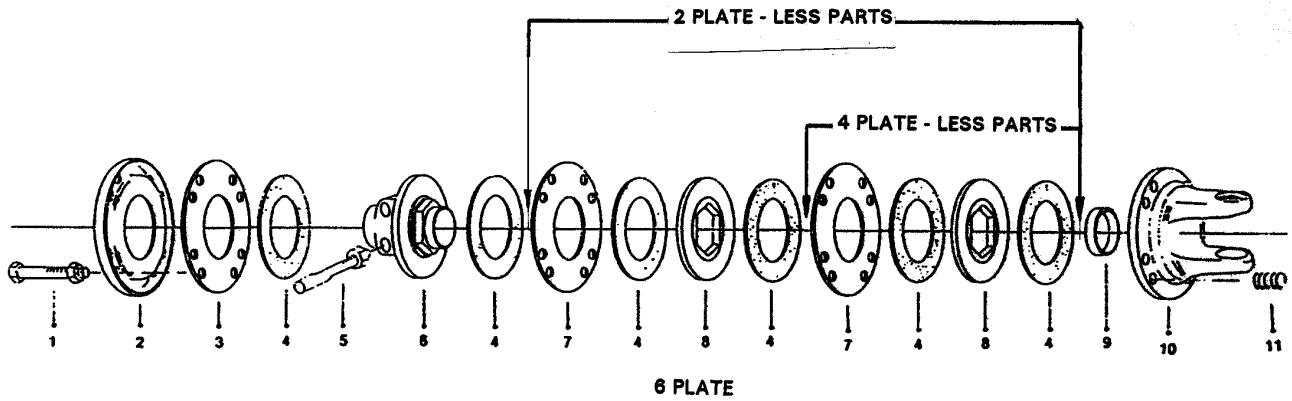
# SERVICE BULLETIN 41

CROSS DIMENSIONS	USED ON (Typical but not exhaustive.)	CROSS KIT [Shaft Series]		 TRI-LOBAL		 PHASED-SPLINE		COVER SET
			Q/R YOKE 1.3/8" x 6 1.3/8" x 21 1.3/4" x 6 1.3/4" x 20	TUBES INNER [Dia x Lgth mm] OUTER [Dia x Lgth mm]	TUBE YOKE INNER (Inner Pin) OUTER (Outer Pin)	INNER SHAFT Inner Yoke (Pin) Phased Spline Bar [length]	OUTER SHAFT Outer Shaft Assy [Lgth Cross to End]	
	HD & HDB Series HR20/205 → HR30/230 ALCE 2300-2500 HOE C, ACS	204056913  [7]	204051450 204051460 204051200 -	204054450 [45 x 1000]  204054085 [54 x 1000]	204051540 (204056400)  204051530 (205056280)	204052605 (A345001000) 204053020 [430mm] 204053021 [495mm] 204052625 [550mm]	204052610 [582mm]	204055020
	RS, RC, RQ HS30, HS40 EHD Series AR/HR30A	204056420  [A7]	204051110 204051150 204051750 -	204054450 (45 x 1000)  204054085 (54 x 1000)	204051090 (204056400)  204051100 (204056280)	204051160 (204056570) 204053020 [430mm] 204053021 [495mm] 204052625 [550mm]	204054250 [420mm]  204054260 [780mm]	204055020
	HR30/230 → HR40 Series ALCE 2700-4000 SUPER ALCE MAG 3000 HOE E, F, G EHD 210	204056010  [8]	204051050 204051220 204051030 204051230	204054085 [54 x 1000]  204054650 [63 x 1000]	204051510 (204056740)  204051760 (204069004)	204052626 (A345002000) 204053020 [430mm] 204053021 [495mm] 204052625 [550mm]	204052630 [470mm]	204055240
	HR50 (early) MAG 3500, 4000, 4500  HOE G	204056914  [9]	204051550 204051470 204051490 204051480	204054410 [54 x 500]  204054650 [63 x 1000]	204051350 (204056740)  204051340 (204069004)	A204198151 (A345011000) A249230400 [400mm]	A569B90490 [490mm]	204055240
	HR50 SUPER ALCE 8000	204056720  [10]	204051590 204051560 204051580 204051570	204054410 [54 x 500]  204054400 [66 x 500]	204051740 (208110220)  204051730 (204069004)	A204108151 (A345003000) A249230425 [425mm]	A569B00454 [454mm]	204055086
	HR60 Series	204056862  [12]	- A507203752 - 204051830	N/A	N/A	204051840 (208110220+208089270) 204056835 [511mm]	204052663 [335mm]	204055086

\* For clutch components refer to Driveshaft Friction Plate Clutch Identification List - Service Bulletin 41 P3.

# SERVICE BULLETIN 41

## DRIVESHAFT FRICTION PLATE CLUTCH PARTS IDENTIFICATION



Item	2 Plate Clutch		4 Plate Clutch		6 Plate Clutch	Description	Qty	
	180mm OD FF1	200mm OD FF2	180mm OD FF3	200mm OD FF4	200mm OD FF6			
1-11	204056949					Clutch Assembly	Series 4 1 3/8" x 6	1
	78239						Series 5 1 3/8" x 6	1
	204056320						Series 6 1 3/8" x 6	1
		78172					Series 7 1 3/8" x 6	1
		204056754	A656354002				Series 7 1 3/4" x 6	1
		204069006	78884				Series 8 1 3/8" x 6	1
			A641354002	A641460004			Series 8 1 3/4" x 6	1
				A657460002			Series 9 1 3/4" x 6	1
				A642460002			Series 10 1 3/4" x 6	1
				204056861	A644673002		Series 12 1 3/4" x 6	1
1	301210905 307210055		(301610105) 307210055		(301610125) 307210055	Bolt M10 x 90 (100) ((120)) Hex G8.8 Nut M10 Conelok	8 8	
2	204056530	204056964	204056530		204056964	Pressure plate	1	
3	204056540	204056963	204056540		204056963	Inner plate 4mm	1	
4	(204056340)	204056961 20405683A	(204056340)		204056961 20405683A	Fric disc (140 OD x 85 ID) 160 OD x 98 ID Fric disc Sintered Bronze 160 x 98	# #	
5	301212805 + 308120045 + 307212015 (78240 - M12 ø15 x 71) (204056751 - M12 ø14 x 73)				204056834	1 3/8" Bolt M12 x 80 + S/W + Nut [(Taper pin kit M12(1 3/8"x 6)(1 3/8"x 21)]	2 1	
		204056757					1 3/4" Taper pin kit M14	1
6	204056350	204056962	A515220311	A515230311		Hub 1 3/8" - 6spl.	1	
		204056756	204056960	204056833	204056960	1 3/4" - 6spl.	1	
7			20405603A	204056837	204056963	Inner plate 3mm/4mm	1/#	
8			20405602A		204056838	Driving plate	1/#	
9	204056200					Bush	1	
10	204056952					Flange yoke	Series 4	1
	78238	A253052101	78238				Series 5	1
	204056360	204056960	204056360	204056960			Series 6	1
		204056755	A253172201	204056755			Series 7	1
		204056009	A253082201	204056009			Series 8	1
				A253192301			Series 9	1
				A253102301			Series 10	1
			204056832	204056832		Series 12	1	
11	204056410 (204056370)					Spring	wire ø7mm (6mm)	8

# - Qty as Req